



# HIMOINSA

# HDW-750 T5

INDUSTRIAL RANGE  
Powered by DOOSAN



SERVICE		PRP	ESP
POWER	kVA	750	825
POWER	kW	600	660
RATED SPEED	r.p.m.	1.500	
STANDARD VOLTAGE	V	400/230	
AVAILABLE VOLTAGES	V	230 - 230/132	



## INDUSTRIAL RANGE

HIMOINSA Company with quality certification ISO 9001

HIMOINSA gensets are compliant with EC mark which includes the following directives:

- 2006/42/CE Machinery safety.
- 2014/30/UE Electromagnetic compatibility.
- 2014/35/UE electrical equipment designed for use within certain voltage limits
- 2000/14/EC Sound Power level. Noise emissions outdoor equipment. (amended by 2005/88/EC)
- 97/68/EC Emissions of gaseous and particulate pollutants. (amended by 2002/88/EC & 2004/26/EC)
- EN 12100, EN 13857, EN 60204

Ambient conditions of reference according to ISO 8528-1:2018 normative: 1000 mbar, 25°C, 30% relative humidity.

Prime Power (PRP):

According to ISO 8528-1:2018, Prime power is the maximum power which a generating set is capable of delivering continuously whilst supplying a variable electrical load when operated for an unlimited number of hours per year under the agreed operating conditions with the maintenance intervals and procedures being carried out as prescribed by the manufacturer. The permissible average power output (Ppp) over 24 h of operation shall not exceed 70 % of the PRP.

Emergency Standby Power (ESP):

According to ISO 8528-1:2018, Emergency standby power is the maximum power available during a variable electrical power sequence, under the stated operating conditions, for which a generating set is capable of delivering in the event of a utility power outage or under test conditions for up to 200 h of operation per year with the maintenance intervals and procedures being carried out as prescribed by the manufacturers. The permissible average power output over 24 h of operation shall not exceed 70 % of the ESP

G2 class load acceptance in accordance with ISO 8528-5:2013

**HIMOINSA HEADQUARTERS:**

Fábrica: Ctra. Murcia - San Javier, Km. 23,6 | 30730 SAN JAVIER (Murcia) Spain  
Tel.+34 968 19 11 28 Fax +34 968 19 12 17 Fax +34 968 19 04 20 |  
info@himoinsa.com | www.himoinsa.com

**Manufacture facilities:**

SPAIN • FRANCE • INDIA • CHINA • USA • BRAZIL • ARGENTINA

**Subsidiaries:**

PORTUGAL | POLAND | GERMANY | UK | SINGAPORE | UAE | PANAMA |  
DOMINICAN REPUBLIC | ARGENTINA | ANGOLA | SOUTH AFRICA



## OPEN SKID



K19



WATER-COOLED



THREE PHASE



50 HZ



NON REQUIRED 97/68



DIESEL

Himoinsa has the right to modify any feature without prior notice.

Weights and dimensions based on standard products. Illustrations may include optional equipment.

Technical data described in this catalogue correspond to the available information at the moment of printing.

The illustrations and images are indicative and may not coincide in their entirety with the product.

Industrial design under patent.



Ctra. Murcia - San Javier, km. 23,6 | 30730 San Javier (Murcia) SPAIN | Tel.: +34 902 19 11 28 / +34 968 19 11 28  
Fax: +34 968 19 12 17 | Export Fax +34 968 19 04 20 | E-mail: info@himoinsa.com | www.himoinsa.com





## Engine Specifications | 1.500 r.p.m.

Rated Output (PRP)	kW	633
Rated Output (ESP)	kW	699
Manufacturer	DOOSAN	
Model	DP222LCF	
Engine Type	4-stroke diesel	
Injection Type	Direct	
Aspiration Type	Turbocharged and after-cooled	
Number of cylinders and arrangement	12-V	
Bore and Stroke	mm	128 x 142
Displacement	L	21,927
Cooling System	Coolant	
Lube Oil Specifications	API CH4 SAE 15W40 or 10W40	
Compression Ratio	15:1	

Fuel Consumption ESP	l/h	172,8
Fuel Consumption 100% PRP	l/h	161
Fuel Consumption 75 % PRP	l/h	119,1
Fuel Consumption 50 % PRP	l/h	79,3
Fuel Consumption 25 % PRP	l/h	42,1
Lube oil consumption with full load	0,5 % of fuel consumption	
Total oil capacity	L	40
Total coolant capacity	L	114
Heat dissipated by coolant	kW	306
Governor	Type	Electrical
Air Filter	Type	Dry



- Diesel engine
- 4-stroke cycle
- Water-cooled
- 24V electrical system
- Water separator filter (no visible level)
- Dry air filter
- Radiator with pusher fan
- HTW sender
- LOP sender
- Electronic governor
- Hot parts protection
- Moving parts protection
- Radiator water level sensor (Opcional).



## Generator Specifications | MECC ALTE

Manufacturer	MECC ALTE	
Poles	No.	4
Connection type (standard)	Star-series	
Mounting type	S-1 14"	
Insulation	Class	H class
Enclosure (according IEC-34-5)	IP23	

Exciter system	Self-excited, brushless
Voltage regulator	A.V.R. (Electronic)
Bracket type	Single bearing
Coupling system	Flexible disc
Coating type	Standard (Vacuum impregnation)



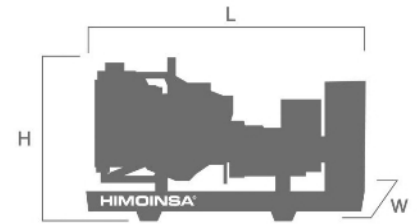
- Self-excited and self-regulated
- IP23 protection
- H class insulation





## WEIGHT AND DIMENSIONS

Standard Version		
Length (L)	mm	4.200
Height (H)	mm	2.094
Width (W)	mm	1.600
Maximum shipping volume	m <sup>3</sup>	14,07
Weight with liquids in radiator and sump	Kg	4774
Fuel tank capacity	L	875
Autonomy	Hours	7



## APPLICATION DATA

### EXHAUST SYSTEM

Maximum exhaust temperature	°C	502
Exhaust Gas Flow	m <sup>3</sup> /min	108
Maximum allowed back pressure	kPa	5,9
Heat dissipated by exhaust pipe	kW	639

### NECESSARY AMOUNT OF AIR

Intake air flow	m <sup>3</sup> /h	2700
Cooling Air Flow	m <sup>3</sup> /s	14,33
Alternator fan air flow	m <sup>3</sup> /s	0,9

### STARTING SYSTEM

Starting power	kW	7
Starting power	CV	9,52
Recommended battery	Ah	200 x 2
Auxiliary Voltage	Vdc	24

### FUEL SYSTEM

Fuel Oil Specifications	Diesel	
Maximum power suction pump	mm Hg	225
Maximum return feed pump	mm Hg	450
Fuel Tank	L	875



## Open set version

- Steel chassis
- Emergency stop button
- Anti-vibration shock absorbers
- Chassis with integrated fuel tank
- Fuel level gauge
- Fuel tank drain plug
- Steel industrial silencer -15db(A) attenuation
- Fuel transfer pump (Opcional).
- Steel residential silencer -35db(A) attenuation. (Opcional).



## FEATURES OF THE CONTROL UNITS

	CEM 7	CEA 7	CEC 7	CEM7 + CEC7
<b>Generator Readings</b>	Voltage between phases	•	•	•
	Voltage between neutral and phase	•	•	•
	Current intensities	•	•	•
	Frequency	•	•	•
	Apparent power (Kva)	•	•	•
	Active power (Kw)	•	•	•
	Reactive power (kVAr)	•	•	•
	Power factor	•	•	•
<b>Mains Readings</b>	Voltage between phases		•	•
	Voltage between phases and neutral		•	•
	Current intensities		•	•
	Frequency		•	•
	Apparent power		•	
	Active power		•	
	Reactive power		•	
<b>Engine Readings</b>	Coolant temperature	•	•	•
	Oil pressure	•	•	•
	Fuel level (%)	•	•	•
	Battery voltage	•	•	•
	R.P.M.	•	•	•
	Battery charge alternator voltage	•	•	•
<b>Engine Protections</b>	High water temperature	•	•	•
	High water temperature by sensor	•	•	•
	Low water temperature by sensor	•	•	•
	Low oil pressure	•	•	•
	Low oil pressure by sensor	•	•	•
	Low water level	•	•	•
	Unexpected shutdown	•	•	•
	Fuel storage	•	•	•
	Fuel storage by sensor	•	•	•
	Stop failure	•	•	•
	Battery voltage failure	•	•	•
	Battery charge alternator failure	•	•	•
	Overspeed	•	•	•
	Underspeed	•	•	•
Start failure	•	•	•	
Emergency stop	•	•	•	

• Standard

⊙ Optional



	CEM 7	CEA 7	CEC 7	CEM7 + CEC7
<b>Alternator Protections</b>	High frequency	●	●	●
	Low frequency	●	●	●
	High voltage	●	●	●
	Low voltage	●	●	●
	Short-circuit	●	●	●
	Asymmetry between phases	●	●	●
	Incorrect phase sequence	●	●	●
	Inverse power	●	●	●
	Overload	●	●	●
	Genset signal drop	●	●	●
<b>Counters</b>	Total hour counter	●	●	●
	Partial hour counter	●	●	●
	Kilowatt meter	●	●	●
	Starts valid counters	●	●	●
	Starts failure counters	●	●	●
Maintenance	●	●	●	
<b>Communications</b>	RS232	⓪	⓪	⓪
	RS485	⓪	⓪	⓪
	Modbus IP	⓪	⓪	⓪
	Modbus	⓪	⓪	⓪
	CCLAN	⓪	⓪	⓪
	Software for PC	⓪	⓪	⓪
	Analogue modem	⓪	⓪	⓪
	GSM/GPRS modem	⓪	⓪	⓪
	Remote screen	⓪	⓪	⓪
	Tele signal	⓪ (8 + 4)	⓪ (8 + 4)	⓪ (8 + 4)
J1939	⓪	⓪	⓪	
<b>Features</b>	Alarm history	●	●	●
	External start	(10) / (opc. +100)	(10) / (opc. +100)	(10) / (opc. +100)
	Start inhibition	●	●	●
	Mains failure start	●	●	●
	Start under normative EJP	●	●	●
	Pre-heating engine control	●	●	●
	Genset contactor activation	●	●	●
	Mains & Genset contactor activation	●	●	●
	Fuel transfer control	●	●	●
	Engine temperature control	●	●	●
	Manual override	●	●	●
	Programmable alarms	●	●	●
	Genset start function in test mode	●	●	●
	Programmable outputs	●	●	●
	Multilingual	●	●	●
<b>Special Functions</b>	GPS Positioning	⓪	⓪	⓪
	Synchronisation	⓪	⓪	⓪
	Mains synchronization	⓪	⓪	⓪
	Second Zero elimination	⓪	⓪	⓪
	RAM7	⓪	⓪	⓪
	Remote screen	⓪	⓪	⓪
	Programming timer	⓪	⓪	⓪

● Standard      ⓪ Optional





## CONTROL PANELS



### M5

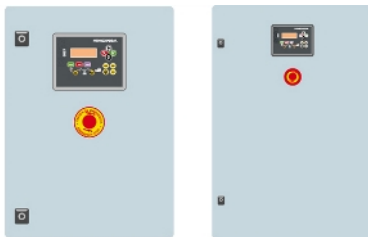
Digital manual Auto-Start control panel and thermal magnetic protection (depending on current and voltage) and differential with CEM7.

Digital control unit CEM7



### AS5

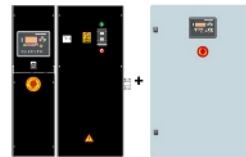
Automatic panel WITHOUT transfer switch and WITHOUT mains control with CEM7 unit. (\*) AS5 as optional with CEA7 unit. Automatic panel without transfer switch and WITH mains control.



### CC2

Himoinsa Switching cabinet WITH display.

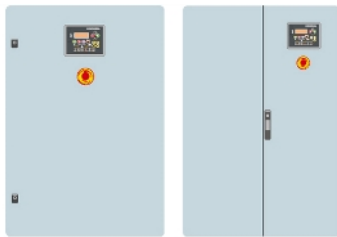
Digital control unit CEC7



### AS5 + CC2

Automatic panel WITH transfer switch and with mains control. The display will be on the genset and on the cabinet.

Digital control unit CEM7+CEC7



### AC5

Automatic mains failure control panel. Wall-mounted cabinet WITH transfer switch and thermal magnetic protection (depending on current and voltage).

Digital control unit CEA7



## Electrical system

- Electric control and power panel with measurements devices and control unit (according to necessity and configuration)
- 4-pole thermal magnetic circuit breaker
- Adjustable earth leakage protection (time & sensitivity) standard in M5 and AS5, with thermal magnetic protection
- Battery charger (standard on gensets with automatic control panels)
- Heating resistor (standard on sets with automatic control panels)
- Battery charger alternator with ground connection
- Starter battery/ies installed (cables and bracket included)
- Ground connection electrical installation with connection ready for ground spike (not supplied)
- Battery Switch (Opcional).

