



HIMOINSA

HYW-35 T5

INDUSTRIAL RANGE
Powered by YANMAR



SERVICE		PRP	ESP
POWER	kVA	34	37
POWER	kW	27	30
RATED SPEED	r.p.m.	1.500	
STANDARD VOLTAGE	V	400/230	
AVAILABLE VOLTAGES	V	230 - 230/132	



INDUSTRIAL RANGE

HIMOINSA Company with quality certification ISO 9001

HIMOINSA gensets are compliant with EC mark which includes the following directives:

- 2006/42/CE Machinery safety.
- 2014/30/UE Electromagnetic compatibility.
- 2014/35/UE electrical equipment designed for use within certain voltage limits
- 2000/14/EC Sound Power level. Noise emissions outdoor equipment. (amended by 2005/88/EC)
- 97/68/EC Emissions of gaseous and particulate pollutants. (amended by 2002/88/EC & 2004/26/EC)
- EN 12100, EN 13857, EN 60204

Ambient conditions of reference according to ISO 8528-1:2018 normative: 1000 mbar, 25°C, 30% relative humidity.

Prime Power (PRP):

According to ISO 8528-1:2018, Prime power is the maximum power which a generating set is capable of delivering continuously whilst supplying a variable electrical load when operated for an unlimited number of hours per year under the agreed operating conditions with the maintenance intervals and procedures being carried out as prescribed by the manufacturer. The permissible average power output (Ppp) over 24 h of operation shall not exceed 70 % of the PRP.

Emergency Standby Power (ESP):

According to ISO 8528-1:2018, Emergency standby power is the maximum power available during a variable electrical power sequence, under the stated operating conditions, for which a generating set is capable of delivering in the event of a utility power outage or under test conditions for up to 200 h of operation per year with the maintenance intervals and procedures being carried out as prescribed by the manufacturers. The permissible average power output over 24 h of operation shall not exceed 70 % of the ESP

G2 class load acceptance in accordance with ISO 8528-5:2013

HIMOINSA HEADQUARTERS:

Fábrica: Ctra. Murcia - San Javier, Km. 23,6 | 30730 SAN JAVIER (Murcia) Spain
Tel.+34 968 19 11 28 Fax +34 968 19 12 17 Fax +34 968 19 04 20 |
info@himoinsa.com | www.himoinsa.com

Manufacture facilities:

SPAIN • FRANCE • INDIA • CHINA • USA • BRAZIL • ARGENTINA

Subsidiaries:

PORTUGAL | POLAND | GERMANY | UK | SINGAPORE | UAE | PANAMA |
DOMINICAN REPUBLIC | ARGENTINA | ANGOLA | SOUTH AFRICA



OPEN SKID



K3



WATER-COOLED



THREE PHASE



50 HZ



STAGE 3A



DIESEL

Himoinsa has the right to modify any feature without prior notice.

Weights and dimensions based on standard products. Illustrations may include optional equipment.

Technical data described in this catalogue correspond to the available information at the moment of printing.

The illustrations and images are indicative and may not coincide in their entirety with the product.

Industrial design under patent.





Engine Specifications | 1.500 r.p.m.

Rated Output (PRP)	kW	30,7
Rated Output (ESP)	kW	34,1
Manufacturer	YANMAR	
Model	4TNV98IGEHR	
Engine Type	4-stroke diesel	
Injection Type	Direct	
Aspiration Type	Natural	
Number of cylinders and arrangement	4-L	
Bore and Stroke	mm	98 x 110
Displacement	L	3,319
Cooling System	Coolant	
Lube Oil Specifications	SAE 3 class 10W30 / API grade CD,CF	
Compression Ratio	18,5	

Fuel Consumption ESP	l/h	8,53
Fuel Consumption 100% PRP	l/h	7,60
Fuel Consumption 75 % PRP	l/h	5,70
Fuel Consumption 50 % PRP	l/h	4,05
Lube oil consumption with full load	g/kWh	0,27
Total oil capacity	L	10,5
Total coolant capacity	L	9
Governor	Type	Mechanical
Air Filter	Type	Dry
Inner diameter exhaust pipe	mm	45



- Diesel engine
- 4-stroke cycle
- Water-cooled
- 12V electrical system
- Water separator filter (visible level)
- Dry air filter
- Radiator with pusher fan
- Mechanical governor
- Hot parts protection
- Moving parts protection



Generator Specifications | STAMFORD

Manufacturer	STAMFORD	
Poles	No.	4
Connection type (standard)	Star-series	
Mounting type	S-3 11"1/2	
Insulation	Class	H class
Enclosure (according IEC-34-5)	IP23	

Exciter system	Self-excited, brushless
Voltage regulator	A.V.R. (Electronic)
Bracket type	Single bearing
Coupling system	Flexible disc
Coating type	Standard (Vacuum impregnation)



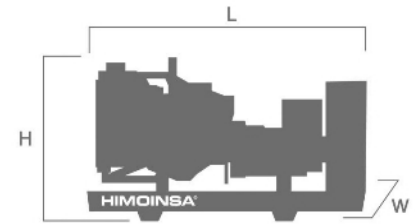
- Self-excited and self-regulated
- IP23 protection
- H class insulation





WEIGHT AND DIMENSIONS

		Standard Version
Length (L)	mm	1.850
Height (H)	mm	1.500
Width (W)	mm	780
Maximum shipping volume	m ³	2,16
Weight with liquids in radiator and sump	Kg	579
Fuel tank capacity	L	120
Autonomy	Hours	21



APPLICATION DATA

EXHAUST SYSTEM

Maximum exhaust temperature	°C	550
Exhaust Gas Flow	m ³ /min	8,52
Maximum allowed back pressure	mm H2o	1300

NECESSARY AMOUNT OF AIR

Intake air flow	m ³ /h	134,42
Cooling Air Flow	m ³ /s	0,979
Alternator fan air flow	m ³ /s	0,09

STARTING SYSTEM

Starting power	kW	2,3
Starting power	CV	3,13
Recommended battery	Ah	92
Auxiliary Voltage	Vdc	12

FUEL SYSTEM

Fuel Oil Specifications	Diesel	
Fuel Tank	L	120



Open set version

- Steel chassis
- Emergency stop button
- Anti-vibration shock absorbers
- Chassis with integrated fuel tank
- Fuel level gauge
- Fuel tank drain plug
- Steel industrial silencer -15db(A) attenuation
- Fuel transfer pump (Opcional).
- Steel residential silencer -35db(A) attenuation. (Opcional).



FEATURES OF THE CONTROL UNITS

	M6	CEM 7	CEA 7	CEC 7	CEM7 + CEC7
Generator Readings	Voltage between phases		•	•	•
	Voltage between neutral and phase		•	•	•
	Current intensities		•	•	•
	Frequency		•	•	•
	Apparent power (Kva)		•	•	•
	Active power (Kw)		•	•	•
	Reactive power (kVAr)		•	•	•
	Power factor		•	•	•
Mains Readings	Voltage between phases			•	•
	Voltage between phases and neutral			•	•
	Current intensities			•	•
	Frequency			•	•
	Apparent power			•	
	Active power			•	
	Reactive power			•	
Engine Readings	Coolant temperature		•		•
	Oil pressure		•	•	•
	Fuel level (%)		•	•	•
	Battery voltage		•	•	•
	R.P.M.		•	•	•
	Battery charge alternator voltage		•	•	•
Engine Protections	High water temperature		•	•	•
	High water temperature by sensor		•	•	•
	Low water temperature by sensor		•	•	•
	Low oil pressure		•	•	•
	Low oil pressure by sensor		•	•	•
	Low water level		•	•	•
	Unexpected shutdown	•	•	•	•
	Fuel storage		•	•	•
	Fuel storage by sensor		•	•	•
	Stop failure		•	•	•
	Battery voltage failure		•	•	•
	Battery charge alternator failure		•	•	•
	Overspeed		•	•	•
	Underspeed		•	•	•
	Start failure	•	•	•	•
	Emergency stop	•	•	•	•

• Standard

⊙ Optional



	M6	CEM 7	CEA 7	CEC 7	CEM7 + CEC7
Alternator Protections	High frequency		●	●	●
	Low frequency		●	●	●
	High voltage		●	●	●
	Low voltage		●	●	●
	Short-circuit		●	●	●
	Asymmetry between phases		●	●	●
	Incorrect phase sequence		●	●	●
	Inverse power		●	●	●
	Overload		●	●	●
	Genset signal drop		●	●	●
Counters	Total hour counter		●	●	●
	Partial hour counter		●	●	●
	Kilowatt meter		●	●	●
	Starts valid counters		●	●	●
	Starts failure counters		●	●	●
	Maintenance		●	●	●
Communications	RS232		⓪	⓪	⓪
	RS485		⓪	⓪	⓪
	Modbus IP		⓪	⓪	⓪
	Modbus		⓪	⓪	⓪
	CCLAN		⓪	⓪	⓪
	Software for PC		⓪	⓪	⓪
	Analogue modem		⓪	⓪	⓪
	GSM/GPRS modem		⓪	⓪	⓪
	Remote screen		⓪	⓪	⓪
	Tele signal		⓪ (8 + 4)	⓪ (8 + 4)	⓪ (8 + 4)
J1939		⓪	⓪	⓪	
Features	Alarm history		●	●	●
	External start	●	●	●	●
	Start inhibition		●	●	●
	Mains failure start			●	●
	Start under normative EJP		●	●	●
	Pre-heating engine control	●	●	●	●
	Genset contactor activation	●	●	●	●
	Mains & Genset contactor activation			●	●
	Fuel transfer control		●	●	●
	Engine temperature control		●	●	●
	Manual override		●	●	●
	Programmable alarms		●	●	●
	Genset start function in test mode		●	●	●
	Programmable outputs		●	●	●
	Multilingual		●	●	●
Special Functions	GPS Positioning		⓪	⓪	⓪
	Synchronisation		⓪	⓪	⓪
	Mains synchronization		⓪	⓪	⓪
	Second Zero elimination		⓪	⓪	⓪
	RAM7		⓪	⓪	⓪
	Remote screen		⓪	⓪	⓪
	Programming timer		⓪	⓪	⓪

● Standard ⓪ Optional





CONTROL PANELS



M6

Manual volt-free contact start panel and thermal magnetic protection (depending on current and voltage) and differential.

Control unit M6



M5

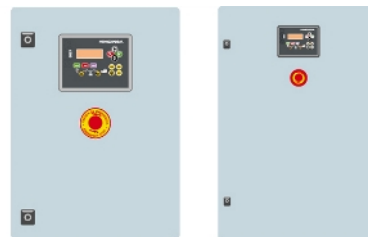
Digital manual Auto-Start control panel and thermal magnetic protection (depending on current and voltage) and differential with CEM7.

Digital control unit CEM7



AS5

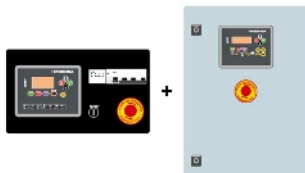
Automatic panel WITHOUT transfer switch and WITHOUT mains control with CEM7 unit. (*) AS5 as optional with CEA7 unit. Automatic panel without transfer switch and WITH mains control.



CC2

Himoinsa Switching cabinet WITH display.

Digital control unit CEC7



AS5 + CC2

Automatic panel WITH transfer switch and with mains control. The display will be on the genset and on the cabinet.

Digital control unit CEM7+CEC7



AC5

Automatic mains failure control panel. Wall-mounted cabinet WITH transfer switch and thermal magnetic protection (depending on current and voltage).

Digital control unit CEA7



Electrical system

- Electric control and power panel with measurements devices and control unit (according to necessity and configuration)
- 4-pole thermal magnetic circuit breaker
- Adjustable earth leakage protection (time & sensitivity) standard in M5 and AS5, with thermal magnetic protection
- Battery charger (standard on gensets with automatic control panels)
- Heating resistor (standard on sets with automatic control panels)
- Battery charger alternator with ground connection
- Starter battery/ies installed (cables and bracket included)
- Ground connection electrical installation with connection ready for ground spike (not supplied)
- Battery Switch (Opcional).

